



DP 04.30 (Ø30mm)

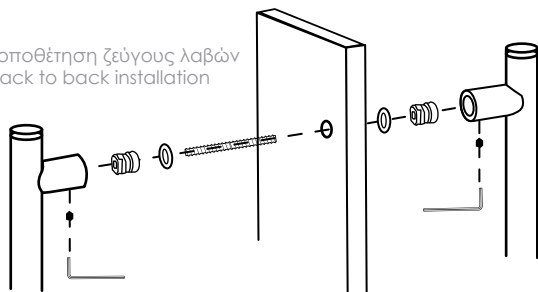
INOX MAT

04.30/360.T4

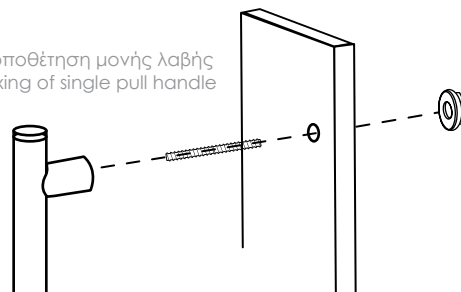


inox 304

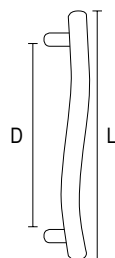
Τοποθέτηση ζεύγους λαβών
Back to back installation



Τοποθέτηση μόνης λαβής
Fixing of single pull handle



D
360mm



L
500mm